



Government of **Western Australia**
Department of **Mines, Industry Regulation and Safety**



WorkSafe
Western Australia

Agricultural Industry Fatality Report

JUNE 2023

Data notes

Information up until: 21 June 2023

Work-related traumatic injury fatality information used in this report is derived from information recorded and published by the Department of Mines, Industry Regulation and Safety (DMIRS) and relates to fatalities that result from a physical trauma or poisoning in Western Australia in accordance with the *Work Health and Safety Act 2020*, *Occupational Safety and Health Act 1984*, *Energy Safety Act 2006*, *Electricity Act 1945*, *Gas Standards Act 1972*, *Mines Safety and Inspection Act 1994*, *Petroleum (Submerged Lands) Act 1982*, *Petroleum and Geothermal Energy Resources Act 1967* and the *Petroleum Pipelines Act 1969*.

In scope are workers, self-employed workers, volunteers and bystanders. Diseases and most disorders that would be seen as 'diseases', such as cancers and heart attacks, are out of scope. Other exclusions include self-inflicted injuries; Commonwealth Government workers; workers covered by Comcare; and defence personnel.

For completeness, included in the statistics are work-related fatalities covered by the *Civil Aviation Act 1988* and *Transport Safety Investigation Act 2003* under the respective jurisdictions of the Civil Aviation Safety Authority (CASA) and the Australian Transport Safety Bureau (ATSB); and where possible, those covered under the *Australian Maritime Safety Authority Act 1990* under the jurisdiction of the Australian Maritime Safety Authority (AMSA). For more information see Recording of traumatic work-related fatalities by WorkSafe.

The industry classification codes are in accordance with the Australian and New Zealand Standard Industrial Classification (ANZSIC) published by the Australian Bureau of Statistics. The classification codes are based on a hierarchal structure consisting of one digit codes (broadest level) down to four digit codes (finest level).

The occupation classification codes are in accordance with the Australian and New Zealand Standard Classification of Occupations (ANZSCO) published by the Australian Bureau of Statistics. The classification codes are based on a hierarchal structure consisting of one digit codes (broadest level) down to six digit codes (finest level).

The injury and disease classification groupings and descriptions are standard terms taken from the National Occupational Health and Safety Commission publication: Type of Occurrence Classification System (TOOCS) Third Edition.

Notes: Investigations into fatalities can be protracted and final decisions are often dependent on the release of information from other agencies. Accordingly, all information is subject to revision and thus, the work-related traumatic injury fatality figures for **2018–19**, **2019–20**, **2020–21**, **2021–22** and **2022–23** are yet to be finalised.

Information relating to fatality investigations yet to be determined have been removed from this report as the information was considered to be immature, incomplete or incorrect. A summary of the investigations yet to be determined has been provided (Table 2).

The information is correct at the time of writing (as at 21 June 2023).

There were 18 work-related traumatic injury fatalities in the Agricultural Industry

Table 1 Work-related traumatic injury fatalities summary from 2019-20 to 2021-22

Financial Year	Region	Mechanism of incident subgroup	Breakdown agency of injury unit
<u>Grain-Sheep or Grain-Beef Cattle Farming</u>			
2019-20	Goldfields-Esperance	Falls from a height	Other and not specified ferrous and non-ferrous metal
2019-20	Wheatbelt	Vehicle incident	Other and not specified cars, station wagons, vans, utilities
2020-21	Wheatbelt	Vehicle incident	Motorcycles and sidecars, scooters
2021-22	Wheatbelt	Being trapped by moving machinery or equipment	Other and not specified power presses
2021-22	Wheatbelt	Vehicle incident	All terrain vehicle (ATV)
2021-22	Wheatbelt	Vehicle incident	Tractors, agricultural or otherwise
<u>Beef Cattle Farming</u>			
2019-20	Goldfields-Esperance	Being hit by moving objects	Other and not specified cars, station wagons, vans, utilities
2020-21	Wheatbelt	Being hit by moving objects	Tractors, agricultural or otherwise
<u>Dairy Cattle Farming</u>			
2019-20	Peel	Insect and spider bites and stings	Insects
2020-21	South West	Unspecified mechanisms of incident	Agency not known
<u>Other Grain Growing</u>			
2021-22	Wheatbelt	Being hit by moving objects	Tractors, agricultural or otherwise
2021-22	Wheatbelt	Falls from a height	Other and not specified material handling hoists
<u>Vegetable Growing</u>			
2020-21	Perth Metro	Being hit by moving objects	Tractors, agricultural or otherwise
2021-22	Mid West	Being hit by moving objects	Tractors, agricultural or otherwise
<u>Berry Fruit Growing</u>			
2020-21	Perth Metro	Being trapped by moving machinery or equipment	Tractors, agricultural or otherwise
<u>Horse Farming</u>			
2019-20	Great Southern	Rollover	All terrain vehicle (ATV)
<u>Olive Growing</u>			
2021-22	South West	Vehicle incident	All terrain vehicle (ATV)
<u>Stone Fruit Growing</u>			
2021-22	South West	Being trapped between stationary and moving objects	Front-end loaders, log handling plant, other loading plant

The Wheatbelt region records the most fatalities

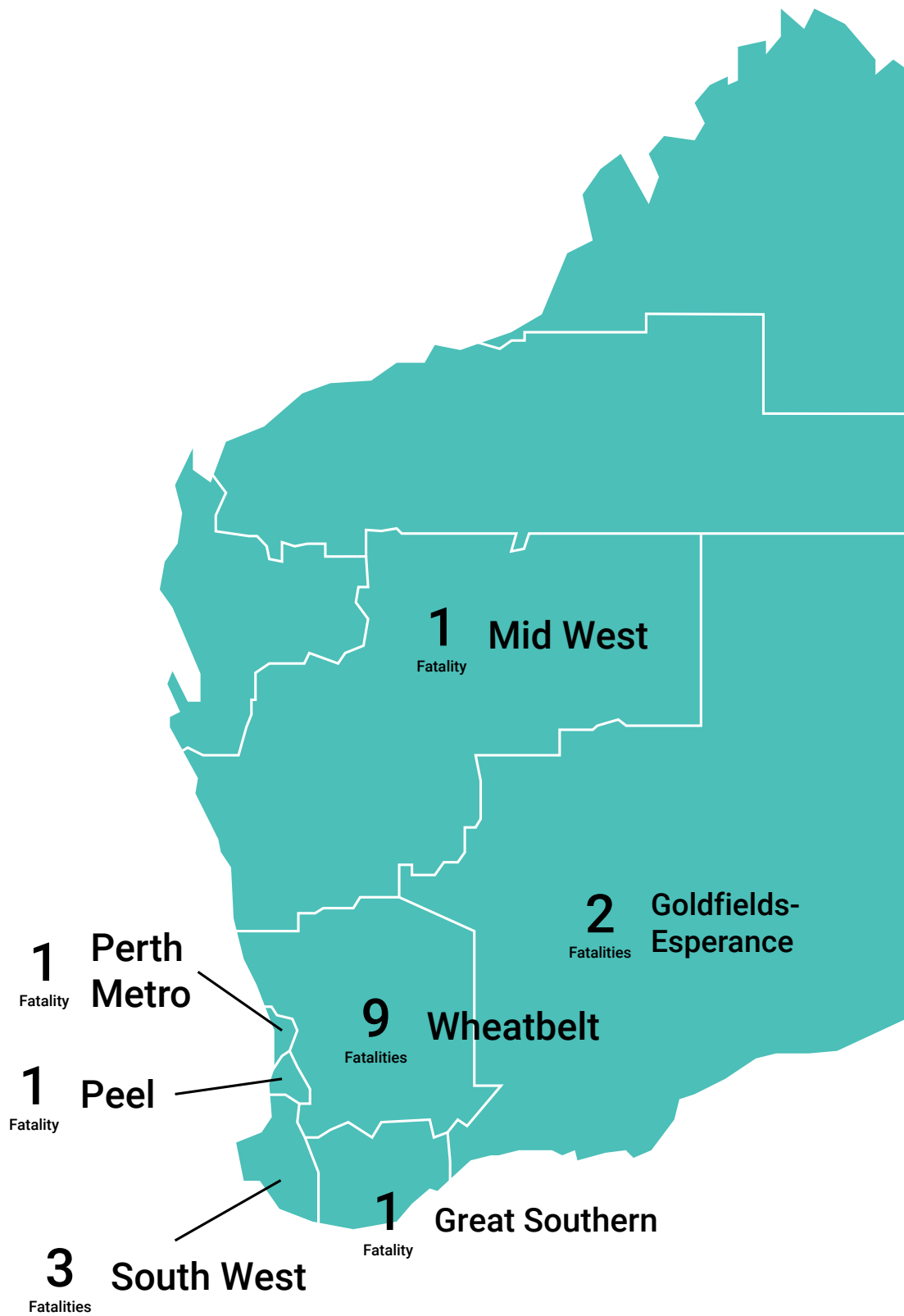
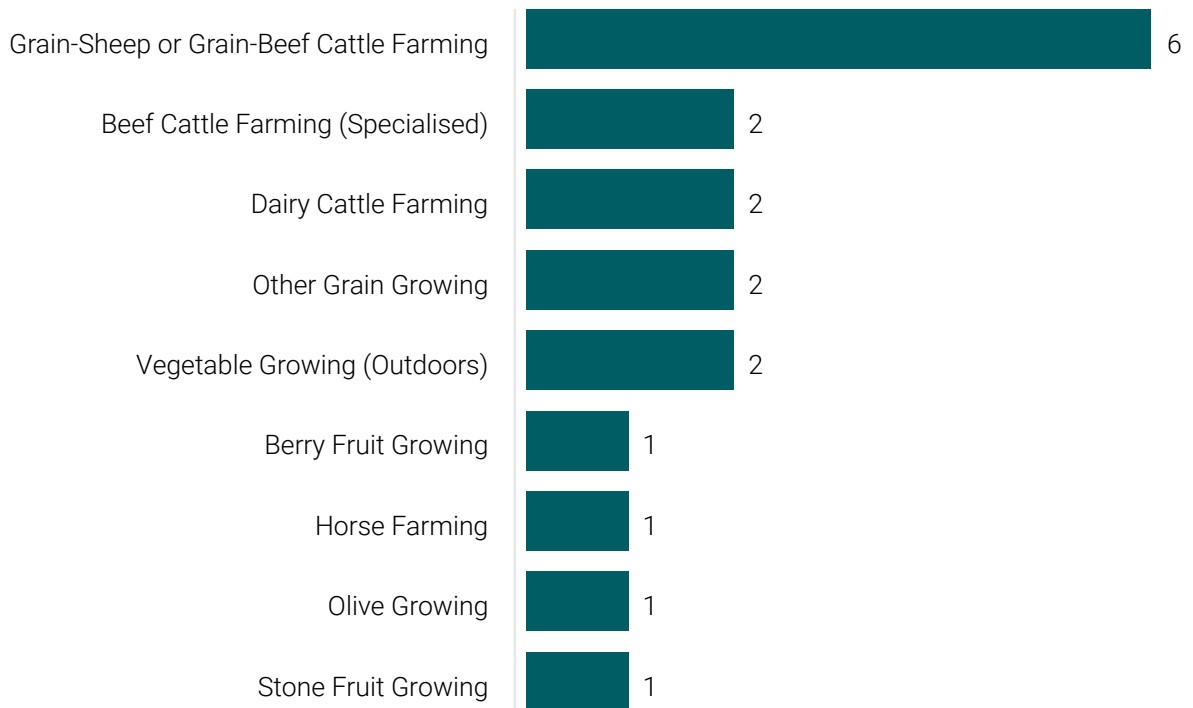


Figure 1 Work-related traumatic injury fatalities by region from 2019-20 to 2021-22

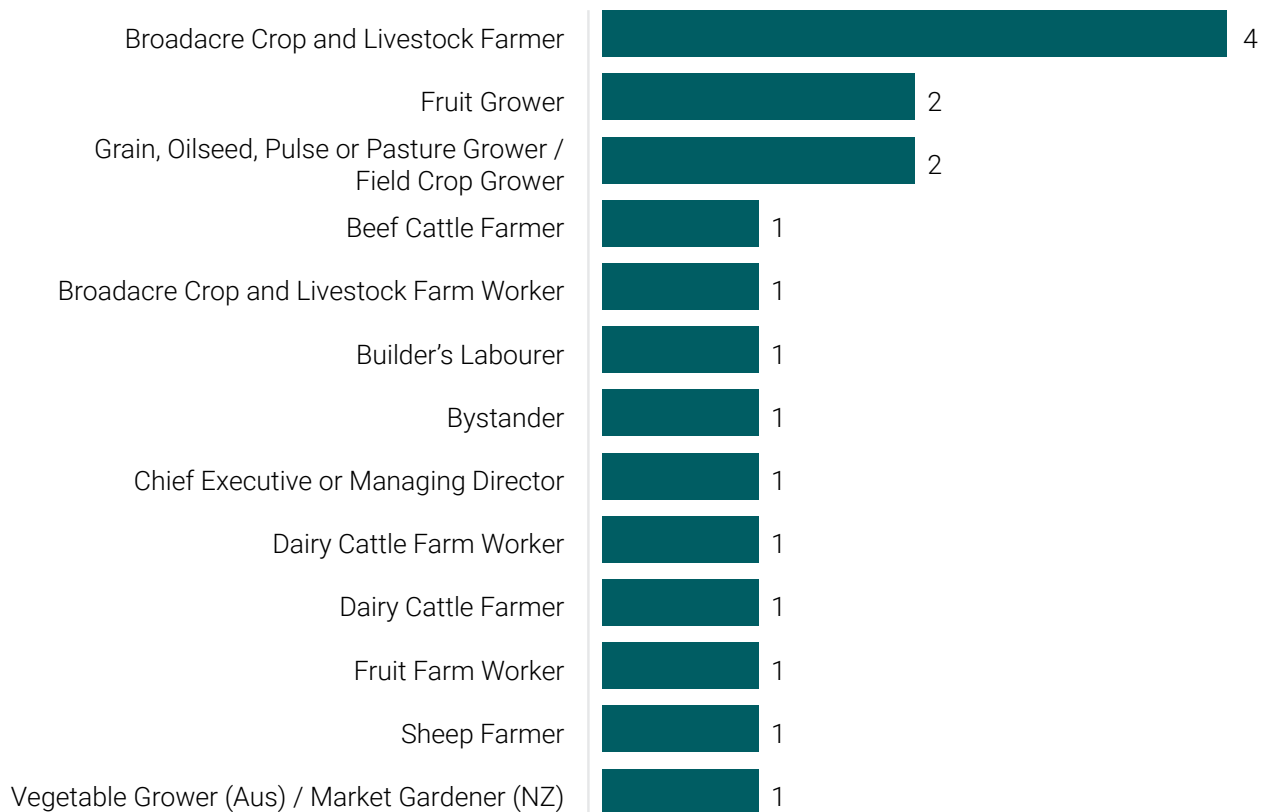
Grain-Sheep or Grain-Beef Cattle Farming records the most fatalities

Chart 1 Work-related fatalities by ANZSIC Industry class of workplace, 2019–20 to 2021–22



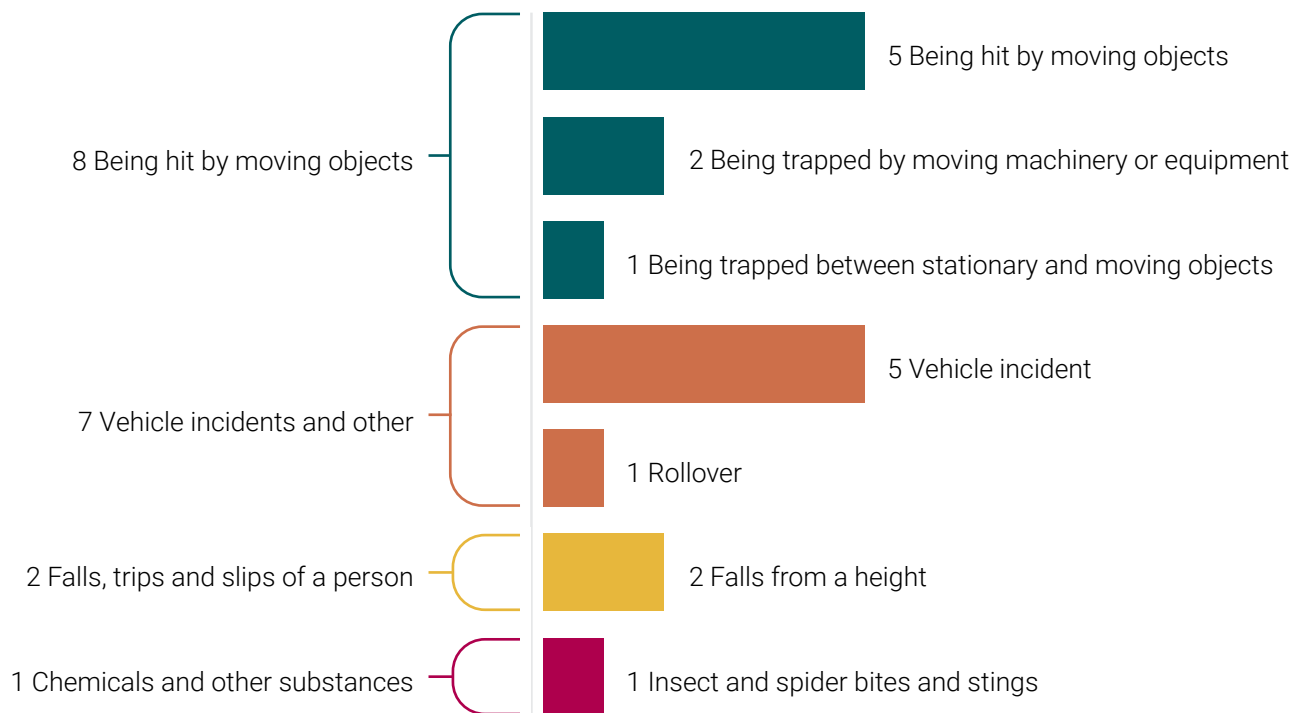
Mixed Crop and Livestock Farmer workers record the most fatalities

Chart 2 Work-related fatalities by ANZSCO Occupations, 2019–20 to 2021–22



Most fatalities involve Being Hit by Moving Objects

Chart 3 Work-related fatalities by mechanism major groups and subgroups, 2019–20 to 2021–22



Note 1 One work-related fatality's mechanism was recorded as unspecified.

Note 2 For fatalities involving a vehicle, Being hit by moving objects is recorded when a person not travelling in a vehicle is injured as a result of being struck by a vehicle or striking against a vehicle. Vehicle incidents and other is recorded when a person travelling in a vehicle is injured as a result of the vehicle's movement.

Vehicles are involved in most of the fatalities

Table 2 Work-related fatalities by mechanism subgroup and breakdown agency class, 2019–20 to 2021–22

Mechanism of incident subgroup	Breakdown agency of injury class	Number of fatalities
Being hit by moving objects	Tractors, agricultural or otherwise	4
Vehicle incident	All terrain vehicle (ATV)	2
Being trapped by moving machinery or equipment	Power presses	1
Falls from a height	Power hoists	1
Being trapped between stationary and moving objects	Front-end loaders, log handling plant, other loading plant	1
Being trapped by moving machinery or equipment	Tractors, agricultural or otherwise	1
Vehicle incident	Tractors, agricultural or otherwise	1
Being hit by moving objects	Cars, station wagons, vans, utilities	1
Vehicle incident	Cars, station wagons, vans, utilities	1
Vehicle incident	Motorcycles and sidecars, scooters	1
Rollover	All terrain vehicle (ATV)	1
Falls from a height	Ferrous and non-ferrous metal	1
Insect and spider bites and stings	Insects	1
Unspecified mechanisms of incident	Agency not known	1

One bystander was fatally injured

Chart 4 Work-related traumatic injury worker fatalities by employment type, 2019–20 to 2021–22



Males are over-represented in fatalities

Chart 5 Work-related traumatic injury fatalities, by gender, 2019–20 to 2021–22



Most fatally injured workers were above 60 years old

Chart 6 Work-related traumatic injury fatalities and incidence rate (work-related fatalities per million workers), by age group, 2019–20 to 2021–22

